RK ROYAL KLUDGE

USER MANUAL

Mechanical Wireless Keyboard

166-99201-02

PRODUCT BASIC



Keyboard

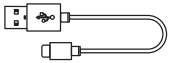

Type-C Cable

RK ROYAL KLUDGE
USER MANUAL
Mechanical Wireless Keyboard

User Manual

WIRED MODE & INDICATOR FUNCTION

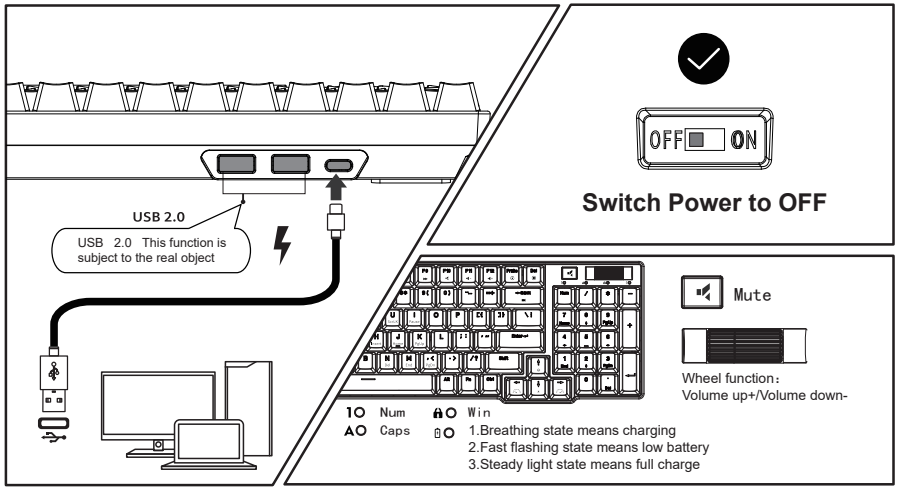

USB 2.0 This function is subject to the real object

Switch Power to OFF

Wheel function：
Volume up+/Volume down-

1.Breathing state means charging
2.Fast flashing state means low battery
3.Steady light state means full charge

BATTERY REMINDER

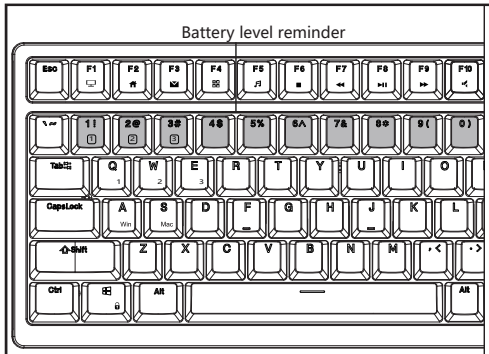

Press and hold **Fn+Enter** to view the battery level indicator

for example：

1! The backlight is bright, indicating that the keyboard is 10% of the power at this time

1! ~ 2@ The backlight is on at the same time, indicating that the keyboard is 20% of the power at this time

And so on

1! ~ 0) The backlight is on at the same time, indicating that the keyboard power is 100% at this time

HOW TO USE

BT Connection

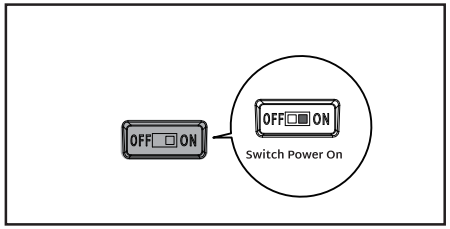

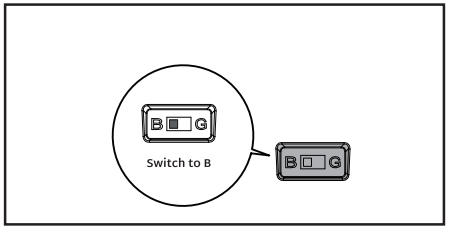



1 SHORT PRESS
Fn+Q/W/E/ to BT Channel

2 LONG PRESS
Fn+Q/W/E/ Entry Pairing Mode

HOW TO USE

2.4Ghz

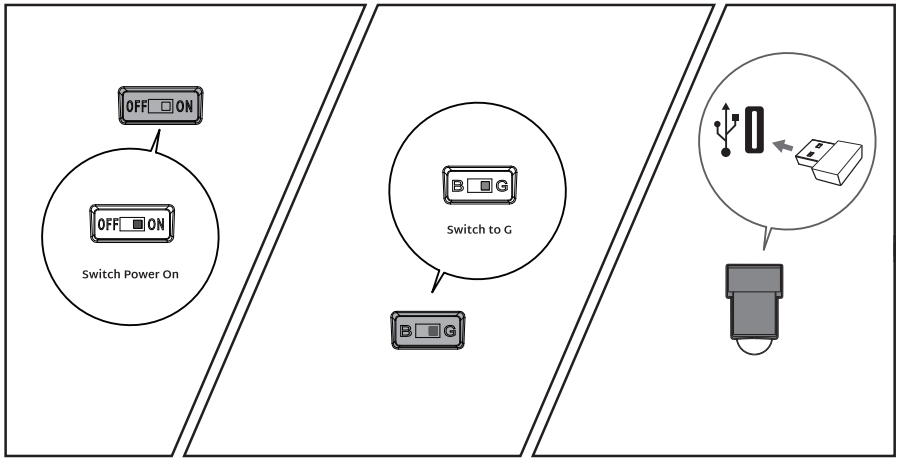

BACKLIGHT CONTROL



Keys	Function
Fn + PrtSc	Switch Backlight Mode
Fn + ↑	Backlight Brightness +
Fn + ↓	Backlight Brightness -
Fn + ⊞	Windows Lock
Fn + Del	(The same applies to RGB) **Monochrome switching**
Fn + →	Backlight Speed +
Fn + ←	Backlight Speed -
Fn + space bar	**Restore to factory settings**

COUSTOM BACKLIGHT SET

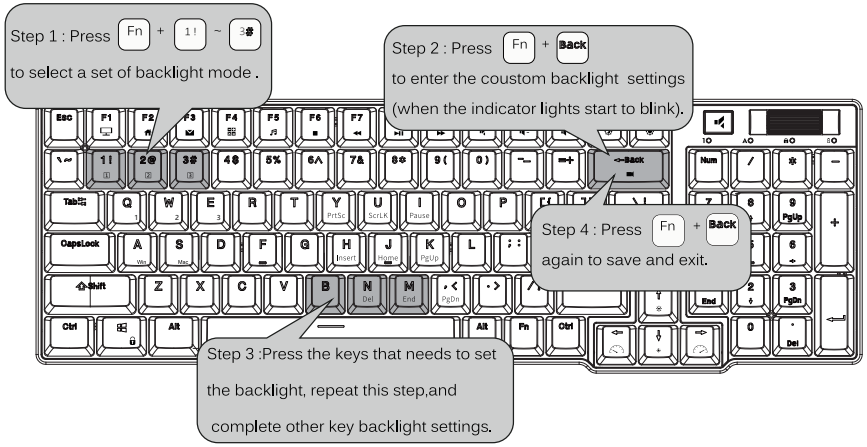

Step 1 : Press Fn + 1! ~ 3# to select a set of backlight mode .

Step 2 : Press Fn + Back to enter the coustom backlight settings (when the indicator lights start to blink).

Step 3 :Press the keys that needs to set the backlight, repeat this step,and complete other key backlight settings.

Step 4 : Press Fn + Back again to save and exit.

MULTIMEDIA KEY FOR WINDOWS

In Windows mode(FN + A: switch to Windows system)

Fn + F1	**Computer**	Fn + F7	**Last song**
Fn + F2	**Browser**	Fn + F8	**Play / pause**
Fn + F3	**Mailbox**	Fn + F9	**Next song**
Fn + F4	**Calculator**	Fn + F10	**Mute**
Fn + F5	**Player**	Fn + F11	**Volume-**
Fn + F6	**Stop**	Fn + F12	**Volume+**

MULTIMEDIA KEY FOR MAC

MAC system(FN + S: switch to MAC system)

Fn + F7	**Last song**	Fn + F10	**Mute**
Fn + F8	**Play / pause**	Fn + F11	**Volume-**
Fn + F9	**Next song**	Fn + F12	**Volume+**

SPECIAL FUNCTION KEYS

Fn + Y	PrtSc	Fn + K	PgUp	Fn + H	Insert
Fn + U	ScrLK	Fn + N	Del	Fn + J	Home
Fn + I	Pause	Fn + M	End	Fn + , <	PgDn

SYSTEM REQUIREMENTS

BT Mode

- **Device With Bluetooth 5.1 or later**
- **PC:** Windows 7 or Later
- **Mac:** macOS X 10.6 Snow Leopard or Later
- **iOS:** All iPads/iPhone 5 or Later
- **Android:** 5.0 Lollipop or Later

Wired/2.4Ghz Mode

- **Computer With Available USB port**
- **PC:** Windows 7 or Later
- **Mac:** macOS X 10.6 Snow Leopard or Later

Have an issue with one of our RK products?

Feel free to contact us with any product issues or questions.
We will reply as quickly as possible to ensure all your needs are handled.
Please contact the seller

RK ROYAL KLUDGE

WIRELESS TIMELESS ENDLESS